
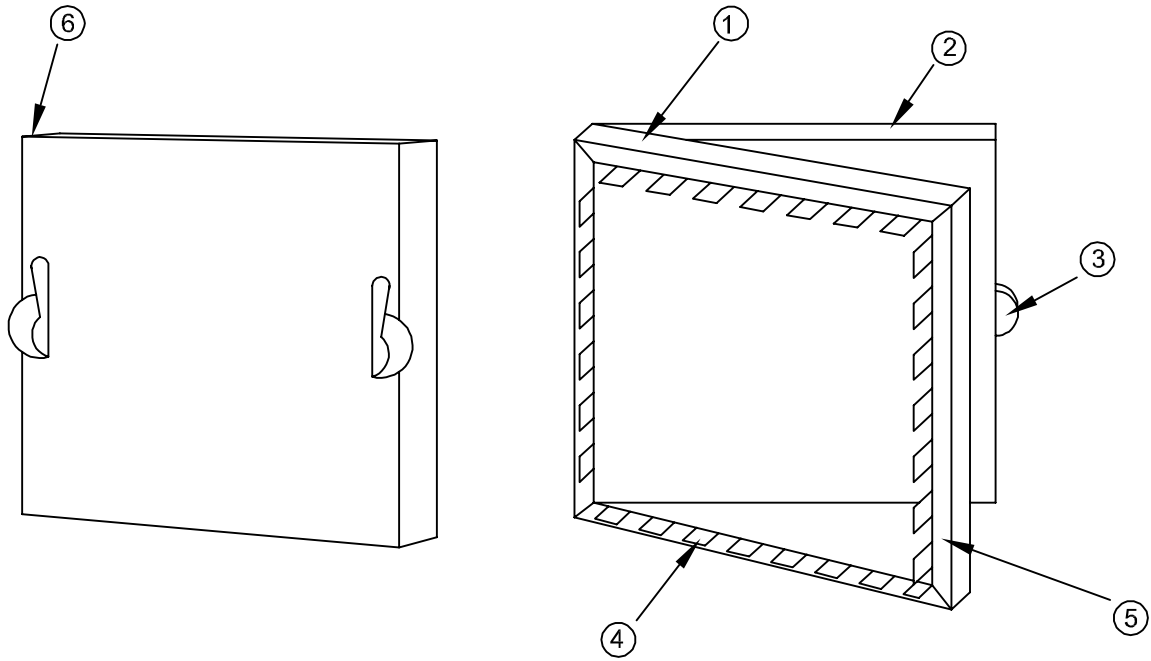


AIR-RITE MANUFACTURING, LLC

ACCESS DOORS



SUBMITTAL/FABRICATION DETAIL
MODEL: AD-1 DUCT ACCESS DOOR



	FRAME SIZE	DOOR SIZE	COUNT
	6 x 6	5 11/16" x 5 11/16"	
	8 x 8	7 11/16" x 7 11/16"	
	10 x 10	9 11/16" x 9 11/16"	
	12 x 12	11 11/16" x 11 11/16"	
	14 x 14	13 11/16" x 13 11/16"	
*	16 x 16	15 11/16" x 15 11/16"	
*	18 x 18	17 11/16" x 17 11/16"	
*	20 x 20	19 11/16" x 19 11/16"	
*	24 x 24	23 11/16" x 23 11/16"	

*** DOUBLE CAMLOCKS**

Standard Construction


- ① -24 ga. Construction
- ② -Doors are 1" thick, insulated, and foam sealed.
- ③ -Cam style lock w/ strike.
- ④ -"Dove Tail" style knock-overs.
- ⑤ -Foam seal against duct work.
- ⑥ -Continuous galvanized piano hinge.

Optional Construction:

- Aluminum construction.
- Stainless Steel construction.

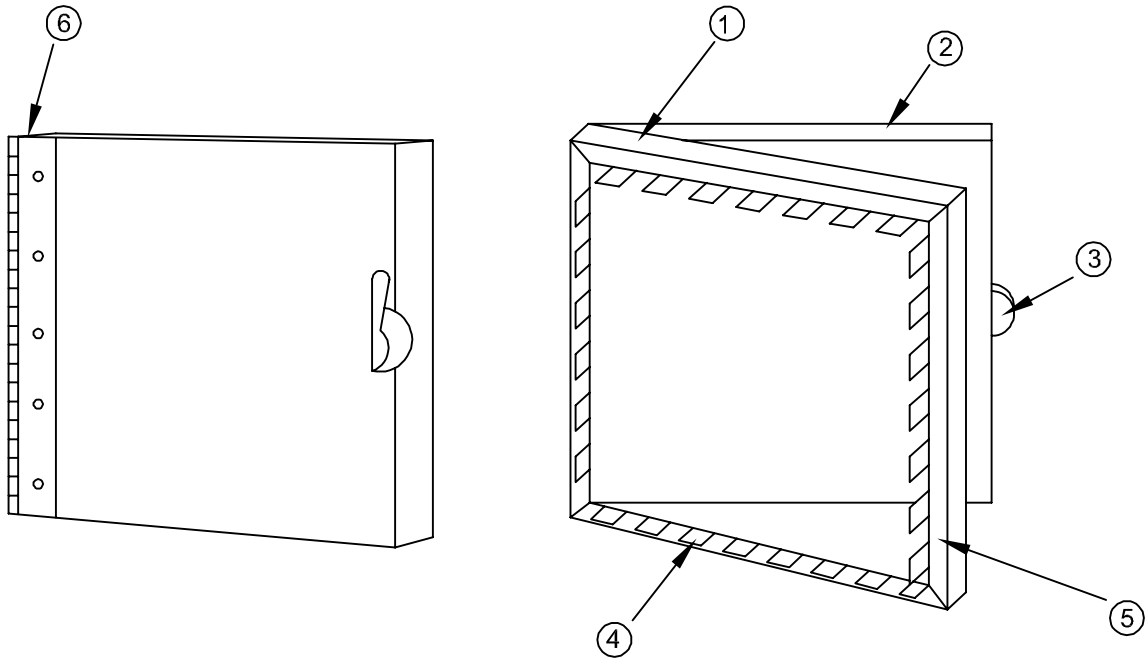
Union "Blue Label" Made.

PROJECT NAME:
ENGINEER:
TAG #:
CONTRACTOR:
SUBMITTED BY:



SUBMITTAL/FABRICATION DETAIL

MODEL: HAD-2 HINGED DUCT ACCESS DOOR



	FRAME SIZE	DOOR SIZE	COUNT
	6 x 6	5 11/16" x 5 11/16"	
	8 x 8	7 11/16" x 7 11/16"	
	10 x 10	9 11/16" x 9 11/16"	
	12 x 12	11 11/16" x 11 11/16"	
	14 x 14	13 11/16" x 13 11/16"	
*	16 x 16	15 11/16" x 15 11/16"	
*	18 x 18	17 11/16" x 17 11/16"	
*	20 x 20	19 11/16" x 19 11/16"	
*	24 x 24	23 11/16" x 23 11/16"	

* DOUBLE CAMLOCKS

Standard Construction

- ① -24 ga. Construction
- ② -Doors are 1" thick, insulated, and foam sealed.
- ③ -Cam style lock w/ strike.
- ④ -"Dove Tail" style knock-overs.
- ⑤ -Foam seal against duct work.
- ⑥ -Continuous galvanized piano hinge.


Optional Construction:

- Aluminum construction.
- Stainless Steel construction.

Union "Blue Label" Made.

PROJECT NAME:
W/O #:
TAG #:
CONTRACTOR:
SUBMITTED BY:

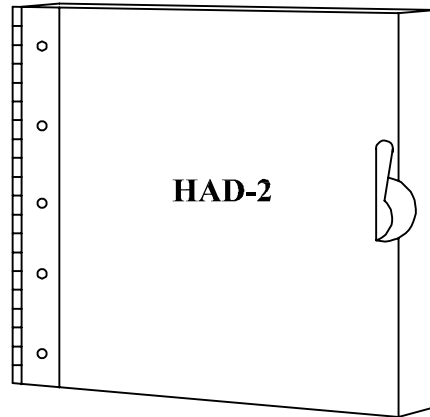
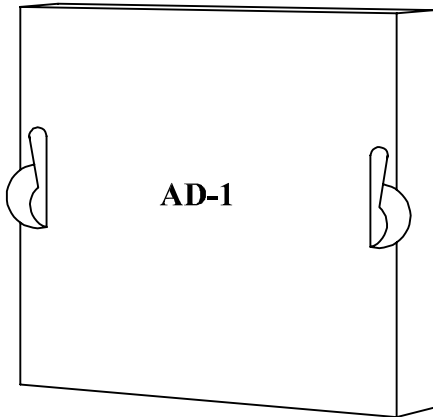
PAGE: HAD-2



MODEL: AD-1, HAD-2

DUCT ACCESS DOOR PRICING

HINGED ACCESS DOOR, NON-HINGED ACCESS DOOR




6"x6"	32.00
8"x8"	34.00
10"x10"	40.00
12"x12"	44.00
14"x14"	54.00
16"x16"	64.00
18"x18"	72.00
20"x20"	80.00
24"x24"	98.00

6"x6"	39.00
8"x8"	41.00
10"x10"	47.00
12"x12"	51.00
14"x14"	62.00
16"x16"	72.00
18"x18"	82.00
20"x20"	90.00
24"x24"	108.00

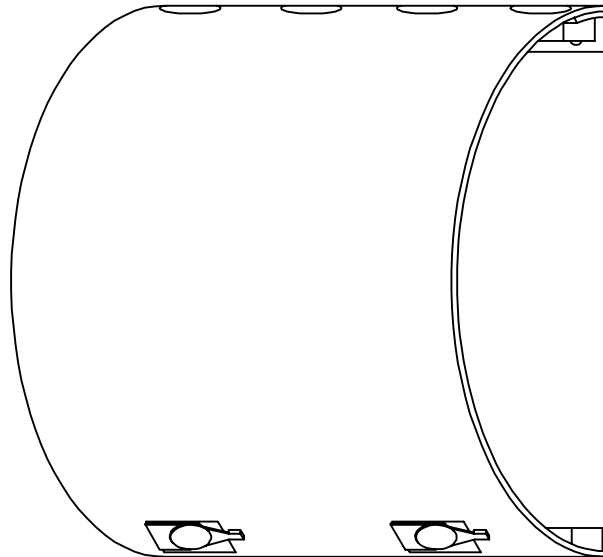
ALUMINUM CONSTRUCTION ADD - 40%

STAINLESS STEEL CONSTRUCTION ADD - LIST x 4



SUBMITTAL/FABRICATION DETAIL

MODEL: HAD-3 ROUND DUCT HINGED ACCESS DOOR



DUCT SIZE	QTY.
6"Ø	
8"Ø	
10"Ø	
12"Ø	
14"Ø	
16"Ø	
18"Ø	
20"Ø	
24"Ø	

Standard Construction

- ① -24 ga. Construction.
- ② -Doors are foam sealed.
- ③ -Cam style lock w/ strike.
- ④ -Continuous galvanized piano hinge.

Optional Construction:

- Aluminum construction.
- Stainless Steel construction.

Union "Blue Label" Made.

PROJECT NAME:
ENGINEER:
TAG #:
CONTRACTOR:
SUBMITTED BY: